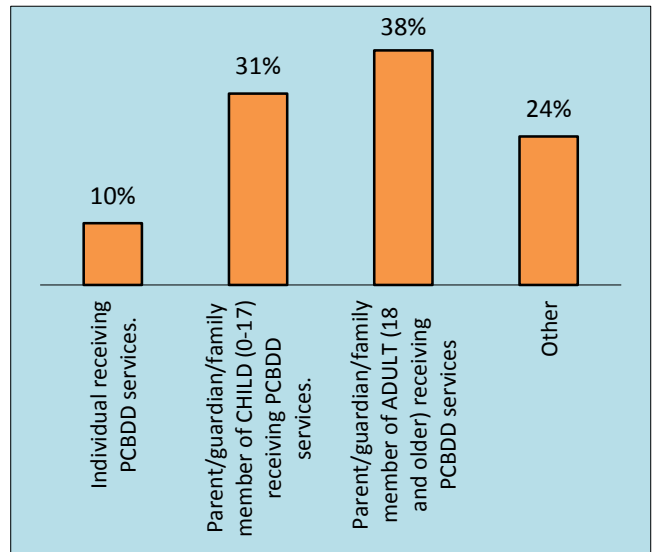


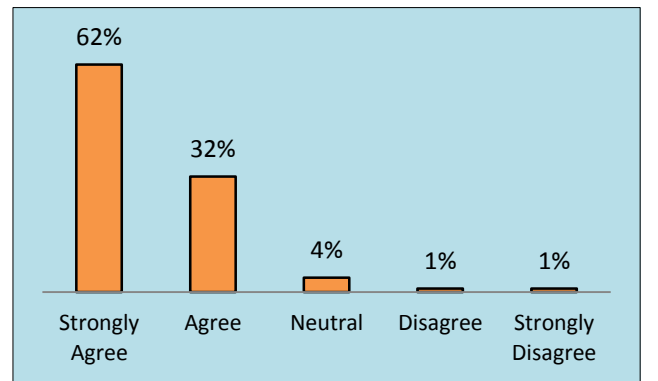
Who are you?

Answer Options	Response Percent	Response Count
Individual receiving PCBDD services.	10%	10
Parent/guardian/family member of CHILD (0-17) receiving PCBDD services.	31%	31
Parent/guardian/family member of ADULT (18 and older) receiving PCBDD services	38%	38
Other	24%	24
answered question		101



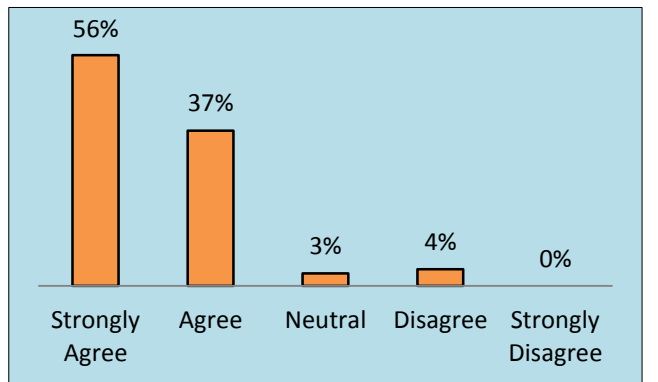
PCBDD is providing quality service to individuals with developmental disabilities.

Answer Options	Response Percent	Response Count
Strongly Agree	62%	63
Agree	32%	32
Neutral	4%	4
Disagree	1%	1
Strongly Disagree	1%	1
answered question		101



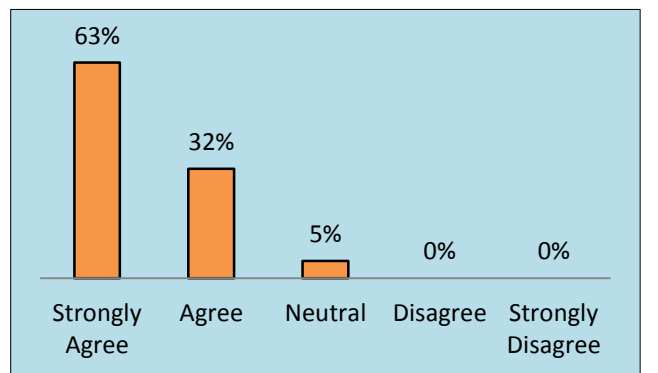
PCBDD addresses needs promptly.

Answer Options	Response Percent	Response Count
Strongly Agree	56%	55
Agree	37%	37
Neutral	3%	3
Disagree	4%	4
Strongly Disagree	0%	0
answered question		99



Interaction with PCBDD staff is a positive experience.

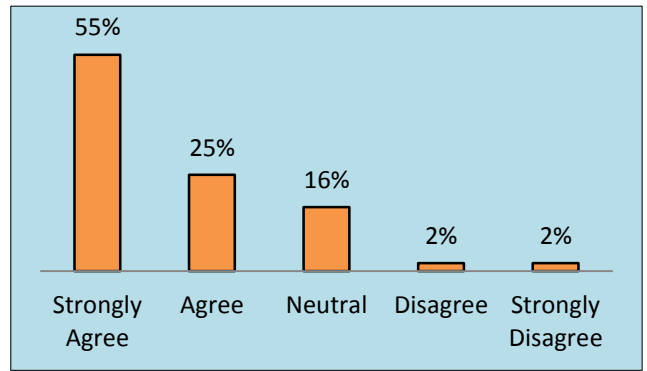
Answer Options	Response Percent	Response Count
Strongly Agree	63%	63
Agree	32%	32
Neutral	5%	5
Disagree	0%	0
Strongly Disagree	0%	0
answered question		100



PCBDD tax dollars are being spent wisely.

Answer Options	Response Percent	Response Count
Strongly Agree	55%	54
Agree	25%	24
Neutral	16%	16
Disagree	2%	2
Strongly Disagree	2%	2

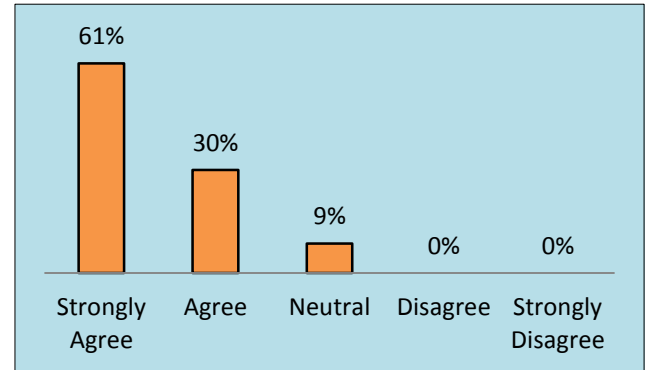
answered question **98**



PCBDD collaborates well with other community agencies.

Answer Options	Response Percent	Response Count
Strongly Agree	61%	57
Agree	30%	28
Neutral	9%	8
Disagree	0%	0
Strongly Disagree	0%	0

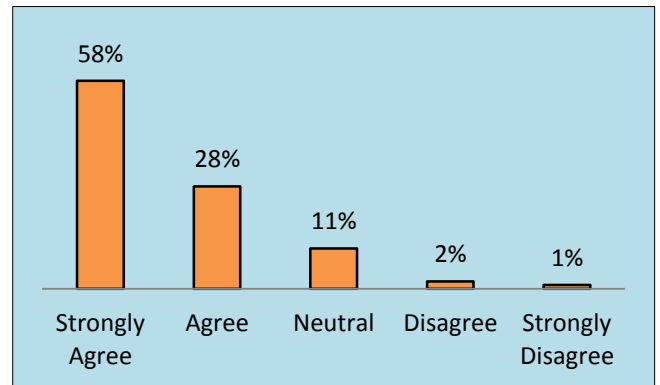
answered question **93**



PCBDD helps people with disabilities fully participate in the community.

Answer Options	Response Percent	Response Count
Strongly Agree	58%	57
Agree	28%	28
Neutral	11%	11
Disagree	2%	2
Strongly Disagree	1%	1

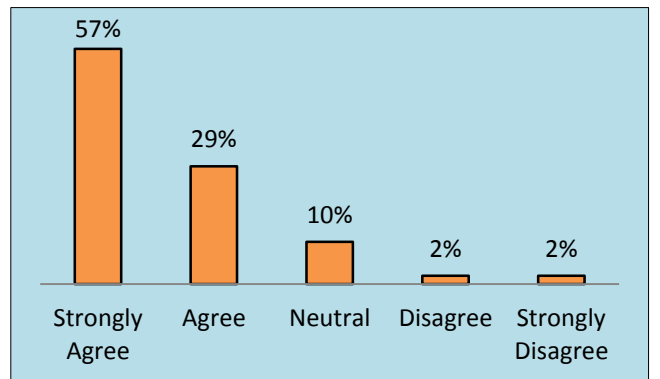
answered question **99**



PCBDD provides opportunities for people with disabilities to maximize their abilities.

Answer Options	Response Percent	Response Count
Strongly Agree	57%	56
Agree	29%	28
Neutral	10%	10
Disagree	2%	2
Strongly Disagree	2%	2

answered question **98**



Overall, I am satisfied with the PCBDD.

Answer Options	Response Percent	Response Count
Strongly Agree	60%	60
Agree	30%	30
Neutral	8%	8
Disagree	0%	0
Strongly Disagree	2%	2

answered question **100**

